

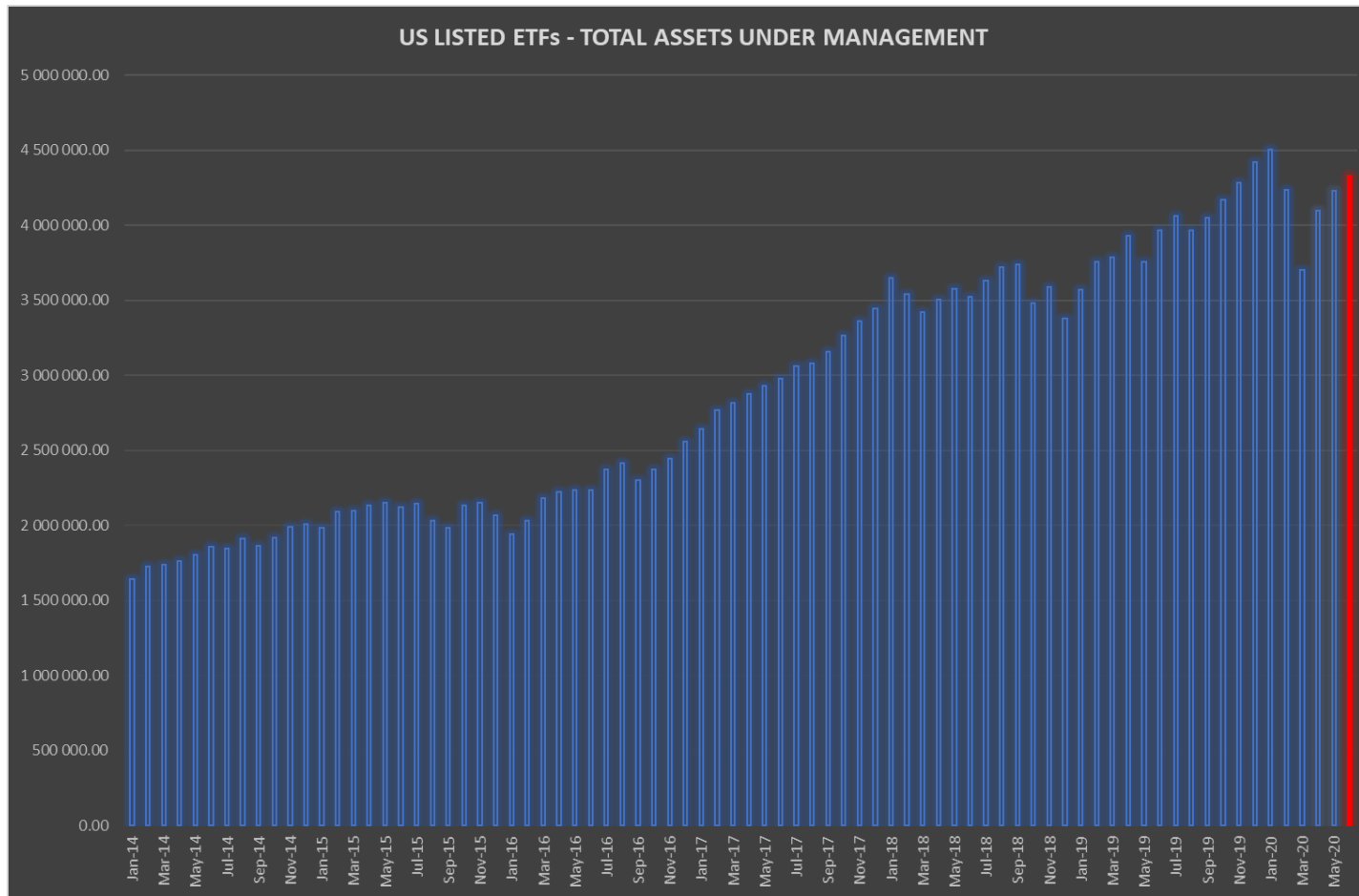


THE MAGWITCH ETF REPORT

30 JUNE 2020

ETF UNIVERSE

At the end of June 2020 the total assets under management in US Listed **ETFs was \$4.334trn.**



Source: www.ETF.com

ETF FLOWS*

US Listed ETF's had a **net inflow of \$58.6bn** during the month taking the year to date net inflow to \$202.2bn.

The 10 ETFs with the highest inflows in the month:

ETF	Short Code	Sector	Inflow (bn)
Vanguard S&P 500 ETF	VOO	Equity: U.S. - Large Cap	\$6.933
Vanguard Intermediate-Term Corporate Bond ETF	VCIT	Fixed Income: U.S. - Corporate, Broad-based Investment Grade Intermediate	\$5.708
iShares iBoxx USD Investment Grade Corporate Bond ETF	LQD	Fixed Income: U.S. - Corporate, Broad-based Investment Grade	\$3.582
SPDR Gold Trust	GLD	Commodities: Precious Metals Gold	\$3.137
JPMorgan BetaBuilders Europe ETF	BBEU	Equity: Developed Europe - Total Market	\$2.796
iShares Core U.S. Aggregate Bond ETF	AGG	Fixed Income: U.S. - Broad Market, Broad-based Investment Grade	\$2.522
iShares iBoxx USD High Yield Corporate Bond ETF	HYG	Fixed Income: U.S. - Corporate, Broad-based High Yield	\$2.499
Vanguard Short-Term Corporate Bond ETF	VCSH	Fixed Income: U.S. - Corporate, Broad-based Investment Grade Short-Term	\$2.310
SPDR Portfolio Intermediate Term Treasury ETF	SPTI	Fixed Income: U.S. - Government, Treasury Investment Grade Intermediate	\$2.250
Vanguard Total Bond Market ETF	BND	Fixed Income: U.S. - Broad Market, Broad-based Investment Grade	\$2.087

The 10 ETFs with the highest outflows in the month:

ETF	Short Code	Sector	Outflow (bn)
Health Care Select Sector SPDR Fund	XLV	Equity: U.S. Health Care	-\$2.518
SPDR Bloomberg Barclays 1-3 Month T-Bill ETF	BIL	Fixed Income: U.S. - Government, Treasury Investment Grade Ultra-Short Term	-\$2.407
Schwab Intermediate-Term U.S. Treasury ETF	SCHR	Fixed Income: U.S. - Government, Treasury Investment Grade Intermediate	-\$1.986
Schwab Fundamental U.S. Large Company Index ETF	FNDX	Equity: U.S. - Large Cap	-\$1.472
iShares Short Treasury Bond ETF	SHV	Fixed Income: U.S. - Government, Treasury Investment Grade Ultra-Short Term	-\$1.461
Invesco QQQ Trust	QQQ	Equity: U.S. - Large Cap	-\$1.445
Financial Select Sector SPDR Fund	XLF	Equity: U.S. Financials	-\$1.407
SPDR Bloomberg Barclays High Yield Bond ETF	JNK	Fixed Income: U.S. - Corporate, Broad-based High Yield	-\$1.390
iShares Core MSCI EAFE ETF	IEFA	Equity: Developed Markets Ex-U.S. - Total Market	-\$1.119
Materials Select Sector SPDR Fund	XLB	Equity: U.S. Basic Materials	-\$0.965

*All ETF flows data obtained from the Monthly ETF Flows report from www.etf.com

ETF ARTICLES

We have seen large stimulus being introduced by the US Fed but in numbers released it turns out they had to use very little of their facility.

Katherine Greifeld of Bloomberg looks at the benefits of the corporate bond buying program that was conducted through the secondary markets. It is interesting to note how it reduced the short sellers in the fixed income market.

[Read Article.....](#)

Lara Crigger in her ETF.com article looks at which ETFs the Fed purchased and how the Fed remains a smaller holder in the larger market.

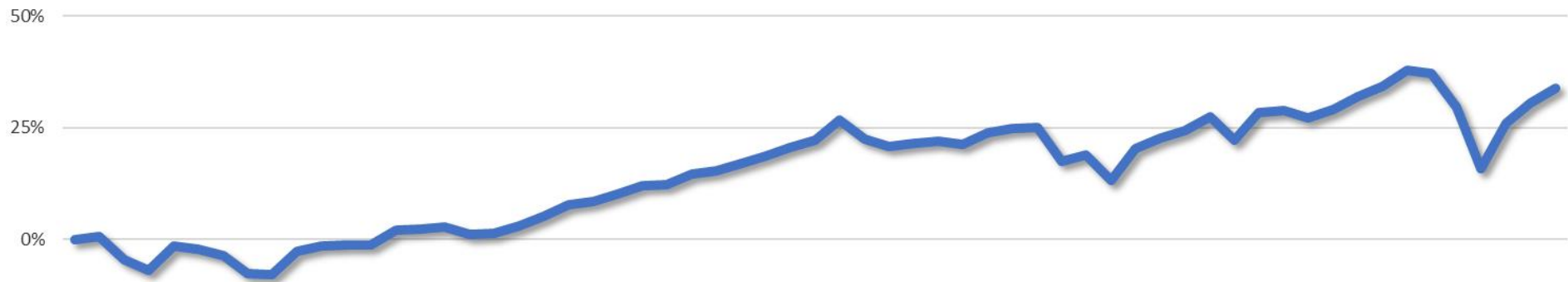
[Read Article.....](#)

Steve Chiavarone and Martin Jarzebowski combined to produce this article for CNBC looking at how ESG factors are becoming a dominant theme. In fact, 14 out of 17 ESG focussed ETFs and funds outperformed the S&P500 for the beginning of the year.

[Read Article.....](#)

ACTIVE V PASSIVE PERFORMANCE – USD GROWTH

USD	YTD	3 Months	6 Months	1 Year	3 Years	5 Years
Morningstar USD Aggressive Allocation	-2.88	15.52	-2.88	4.24	6.03	6.01
Sarasin IE GlobalSar Dynamic USD P Acc	0.37	12.02	0.37	7.23	5.91	5.71
Marriott IF International Growth C Acc	-7.94	9.98	-7.94	-0.62	2.34	4.71
Jupiter Merlin Intl Bal D USD Acc	-1.18	12.37	-1.18	2.27	3.80	3.75
Foord International Trust	-0.63	9.91	-0.63	9.02	3.86	3.55
NFB Global Balanced Fd of Fds A USD Acc	-7.80	11.86	-7.80	-2.52	2.26	3.30
Ashburton Global Growth D USD Acc	-4.74	11.57	-4.74	0.16	3.31	2.84
Coronation Global Managed A	-6.08	12.35	-6.08	1.80	1.80	2.80
Nedgroup Inv MultiFunds Growth USD A	-9.76	11.99	-9.76	-3.65	2.08	2.70
AF Invest Jersey Strategic Gbl Agrsv A	-8.31	14.02	-8.31	-2.07	1.92	2.70
OMGB Global Growth (USD)	4.62	17.13	4.62	11.19	5.81	2.21
Orbis Sicav Global Bal Investor	-9.66	14.31	-9.66	-2.76	-2.60	2.11
STOUT STANLIB Global Balanced B1	-1.69	12.93	-1.69	4.55	7.00	—
Nedgroup Inv Funds Core Global A Acc	-5.06	12.30	-5.06	1.18	4.50	—
Old Mutual Global Balanced C Hybrid Acc	-4.76	12.64	-4.76	1.12	—	—



Source: Morningstar

ACTIVE V PASSIVE PERFORMANCE – USD MODERATE

USD	YTD	3 Months	6 Months	1 Year	3 Years	5 Years
Morningstar USD Moderate Allocation	0.66	11.31	0.66	6.43	6.11	5.66
BlackRock Global Allocation	0.44	14.66	0.44	7.03	5.19	4.73
Sarasin IE GlobalSar Strategic USD A Acc	1.81	8.72	1.81	6.96	4.65	4.30
Momentum Global Managed B	-6.13	12.92	-6.13	-1.20	2.94	3.54
Nedgroup Inv MultiFunds Balanced C USD	-5.70	7.39	-5.70	-1.41	2.70	2.87
Prescient GF 27Four Gbl Bal FoFs A USD	-7.47	10.64	-7.47	-2.18	2.40	2.49
Coronation Global Capital Plus A	-3.64	6.61	-3.64	1.37	1.95	2.30
Ashburton Global Strategy D USD	-7.86	23.25	-7.86	-4.20	1.10	2.24
AF Invest Jersey Strategic Gbl Mod A	-5.87	10.69	-5.87	-1.16	1.59	2.18
PSG Wealth Global Moderate FoF D USD	-5.69	11.67	-5.69	-0.46	2.05	1.83
Ashburton Dollar Asset Management Acc	-2.27	7.72	-2.27	1.12	1.83	1.10
Templeton Global Balanced A	-12.21	5.99	-12.21	-10.69	-4.06	-1.08
STOUT STANLIB Global Balanced B1	-1.69	12.93	-1.69	4.55	7.00	—
Quilter Investors Compass 3 A USD Acc	-6.25	11.03	-6.25	-1.53	0.65	—



Source: Morningstar

ACTIVE V PASSIVE PERFORMANCE – USD CAUTIOUS

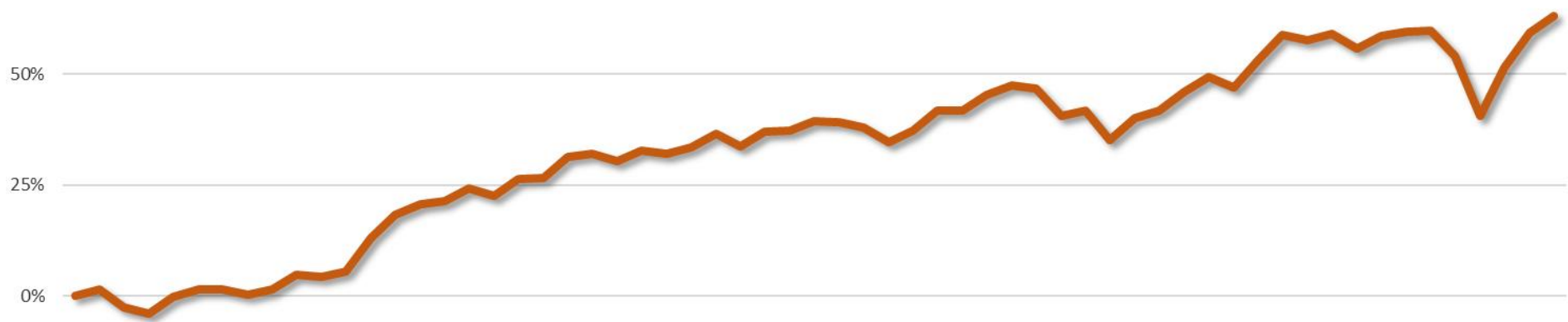
USD	YTD	3 Months	6 Months	1 Year	3 Years	5 Years
Morningstar USD Cautious Allocation	3.67	7.10	3.67	7.92	5.87	5.09
GAM Star Defensive Instl USD Acc	0.21	11.93	0.21	2.88	3.22	4.07
PSG Wealth Global Preserver FoF (USD) D	-4.24	8.12	-4.24	-1.33	1.57	3.34
STANLIB Global Balanced Cautious FF B1	-1.11	7.23	-1.11	2.55	4.32	3.22
Ninety One GSF Glb MA Inc A Acc USD	-1.02	6.60	-1.02	1.04	2.74	3.18
Momentum Global Cautious B	-1.53	8.72	-1.53	1.44	2.49	2.85
Nedgroup Inv MultiFunds Income USD A Acc	-2.25	3.75	-2.25	-0.40	1.92	2.10
AF Invest Jersey Strategic Gbl Cnsv A	-3.23	7.71	-3.23	0.01	1.48	1.82
Nedgroup Inv Funds Global Cautious A Acc	-2.39	4.17	-2.39	-0.52	0.52	1.43
Prescient Global Positive Return E	-9.42	5.33	-9.42	-4.73	1.13	0.39



Source: Morningstar

ACTIVE V PASSIVE PERFORMANCE – GBP GROWTH

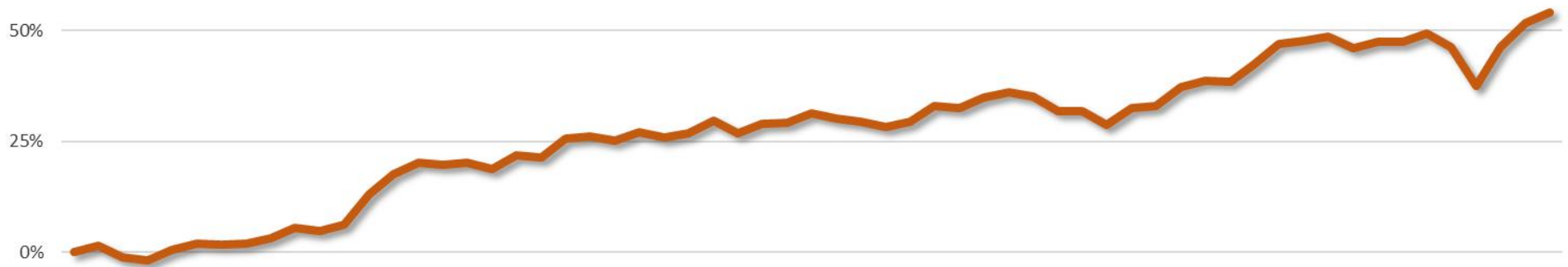
GBP	YTD	3 Months	6 Months	1 Year	3 Years	5 Years
Baillie Gifford Managed B Acc	12.22	24.84	12.22	16.13	11.54	12.88
Morningstar GBP Aggressive Allocation	2.34	16.07	2.34	6.53	7.30	10.28
Sarasin IE GlobalSar Dynamic GBP P Acc	2.11	12.03	2.11	6.97	5.60	6.96
Nedgroup Inv MultiFunds Growth GBP C Acc	-6.62	12.28	-6.62	-2.38	2.98	5.69
GAM Star Global Growth Instl GBP Acc	-0.47	17.03	-0.47	4.05	4.04	5.60
VAM Growth Fund A GBP	-2.41	14.36	-2.41	1.47	2.90	—
SBIFL Multi Manager Glbl Balanced GBP C	-9.03	5.73	-9.03	-6.30	0.57	—



Source: Morningstar

ACTIVE V PASSIVE PERFORMANCE – GBP MODERATE

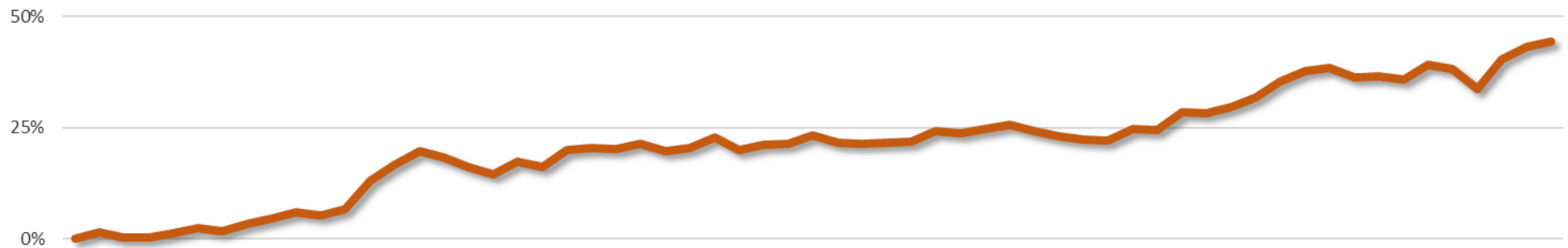
GBP	YTD	3 Months	6 Months	1 Year	3 Years	5 Years
Morningstar GBP Moderate Allocation	4.51	12.00	4.51	8.21	6.99	9.03
Sarasin IE GlobalSar Strategic GBP P Acc	2.87	10.52	2.87	7.09	4.83	6.01
GAM Star Global Cautious Instl GBP Acc	-0.56	14.15	-0.56	2.66	2.99	4.11
Nedgroup Inv MultiFunds Balanced GBP C	-4.29	7.35	-4.29	-1.86	2.02	3.68
BGF Global Allocation A2 GBP Hedged	-1.77	13.18	-1.77	3.21	1.56	1.89
Ninety One GSF Glb StratMgd A Inc2 GBP H	-5.25	15.13	-5.25	-1.43	0.84	1.64
Coronation Global Capital Plus G	-5.13	6.23	-5.13	-1.04	-0.18	1.35
Ashburton Sterling Asset Mgmt R Acc	-2.16	7.71	-2.16	0.18	0.30	0.82
Templeton Global Balanced W(acc)GBP-H1	-11.24	11.51	-11.24	-7.66	-2.59	-0.52



Source: Morningstar

ACTIVE V PASSIVE PERFORMANCE – GBP CAUTIOUS

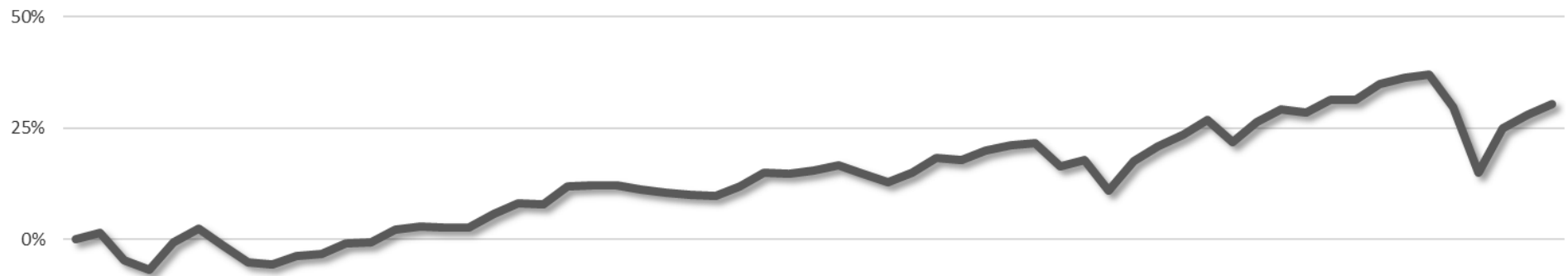
GBP	YTD	3 Months	6 Months	1 Year	3 Years	5 Years
Morningstar GBP Cautious Allocation	6.25	7.93	6.25	9.42	6.45	7.61
PSG Wealth Global Preserver FoF (GBP) D	0.41	8.22	0.41	-0.03	2.61	6.75
Sarasin IE GlobalSar Income GBP P Acc	1.18	6.03	1.18	3.22	2.57	3.77
GAM Star Defensive Instl GBP Acc	-0.67	11.72	-0.67	1.31	1.69	3.01
Nedgroup Inv MultiFunds Income GBP C Acc	-2.91	3.84	-2.91	-1.35	1.23	1.96
Nedgroup Inv Funds Global Cautious C H	-3.33	3.99	-3.33	-2.16	-0.92	—
Quilter Investors Compass 2 A GBP H Acc	-6.06	8.22	-6.06	-3.57	-1.51	—



Source: Morningstar

ACTIVE V PASSIVE PERFORMANCE – EUR GROWTH

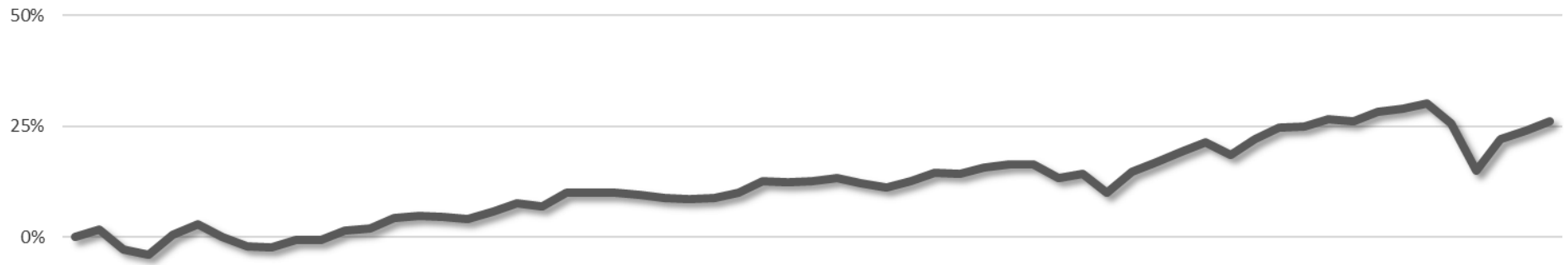
EUR	YTD	3 Months	6 Months	1 Year	3 Years	5 Years
Morningstar EUR Aggressive Allocation	-4.42	13.32	-4.42	3.21	5.69	5.44
BlackRock Mix Fonds 4 R Acc EUR	-3.94	11.76	-3.94	3.30	5.63	5.32
Allianz Multi Dynamisme C	-5.11	13.81	-5.11	2.03	2.47	3.47
Stratégie Dynamique	-6.77	14.04	-6.77	-2.57	0.25	1.12
HSBC Select Dynamic A	-6.83	10.76	-6.83	-1.63	0.37	1.05
HSBC Mix Dynamique A	-10.18	12.28	-10.18	-5.40	-1.04	0.77
BNP Paribas Sélection Dynamique Monde C	-12.10	12.88	-12.10	-6.06	-0.63	0.41
BNP Paribas Sélection Dynamique PEA	-10.87	13.62	-10.87	-5.51	-1.71	-0.58
Quilter Investors Compass 4 A EUR H Acc	-9.23	13.58	-9.23	-5.00	-1.92	—



Source: Morningstar

ACTIVE V PASSIVE PERFORMANCE – EUR MODERATE

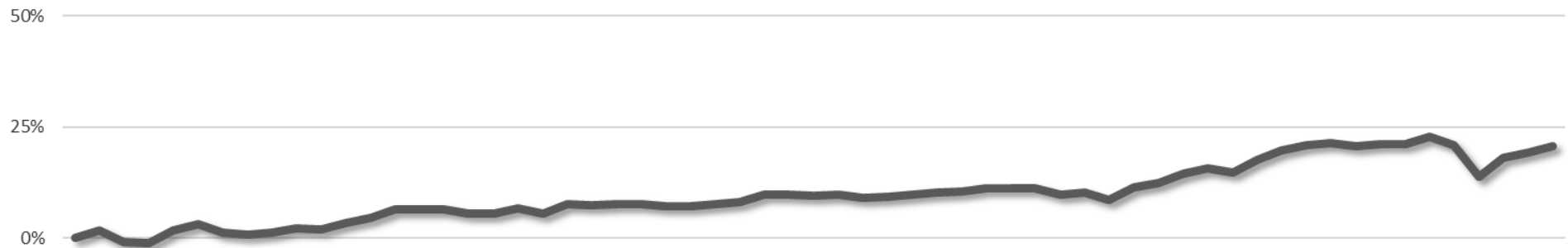
EUR	YTD	3 Months	6 Months	1 Year	3 Years	5 Years
Morningstar EUR Moderate Allocation	-2.18	9.68	-2.18	3.19	5.01	4.73
Jupiter Merlin Intl Bal D EUR Acc	-1.06	9.76	-1.06	3.80	4.37	3.69
BGF ESG Multi-Asset A2 EUR	2.28	9.08	2.28	7.18	4.91	3.18
BGF Global Allocation A2 EUR Hedged	-1.76	12.89	-1.76	2.78	0.82	1.24
Coronation Global Capital Plus E	-5.02	6.09	-5.02	-1.49	-0.98	0.62
Ashburton Euro Asset Management Acc	-3.28	7.24	-3.28	-0.91	-0.58	-0.91
Prescient Global Positive Return A	-9.95	4.91	-9.95	-6.51	-0.98	-1.25
Orbis Optimal (Euro) Fund	-7.05	2.45	-7.05	-7.72	-7.25	-3.31
Quilter Investors Compass 3 A EUR H Acc	-7.41	10.52	-7.41	-4.19	-2.21	—



Source: Morningstar

ACTIVE V PASSIVE PERFORMANCE – EUR CAUTIOUS

EUR	YTD	3 Months	6 Months	1 Year	3 Years	5 Years
Morningstar EUR Cautious Allocation	-0.29	6.03	-0.29	2.71	4.08	3.84
Invesco Pan European Hi Inc E EUR Acc	-4.90	10.21	-4.90	-1.21	-0.03	1.37
Amundi Prudent C	-0.19	2.75	-0.19	0.69	1.02	0.90
BNPP B Strategy Europe Defensive CI Acc	-4.60	5.84	-4.60	-1.91	-0.02	0.74
Pictet-Multi Asset Global Opps R EUR	-0.98	4.81	-0.98	1.11	0.69	0.70
BSF European Select Strategies E2 EUR	-2.31	7.14	-2.31	0.11	0.76	—
Quilter Investors Compass 2 A EUR H Acc	-6.11	8.05	-6.11	-4.24	-2.40	—



Source: Morningstar

DISCLAIMER

All information provided is of a general nature and is not intended to address the circumstances of any particular individual or entity. As a result thereof, there may be limitations as to the appropriateness of any information given. The information provided does not constitute advice in any shape or form. Neither Magwitch, its directors nor employees can be held responsible for individuals or entities acting upon the information in this report. Past performance is not necessarily a guarantee of future performance. Facts and figures are calculated using a number of varying sources, Magwitch rely on the calculations of those sources. The figures used are those available at time of compilation of this report. The figures may change due to the nature of the financial markets. Any inclusion of information on other financial institution's products is purely for information purposes and Magwitch does not provide an opinion on such information nor does it seek to promote or demote other products.

Magwitch Securities Proprietary Limited is an authorised Financial Services Provider – number 26829