

Investment Strategy

The ETF Portfolio managed by Magwitch Securities (Pty) Ltd, follows the asset allocation of 50% fixed income, 40% Australian Equities and 10% Australian Property.

The portfolio holdings are a diversified group of Exchange Traded Funds from various issuers. The objective is to achieve medium term capital growth through the exposure of equity markets and the bond markets.

Returns & analysis below show the historical performance of the current holdings after fees. AMC 0.4%

Investment Performance



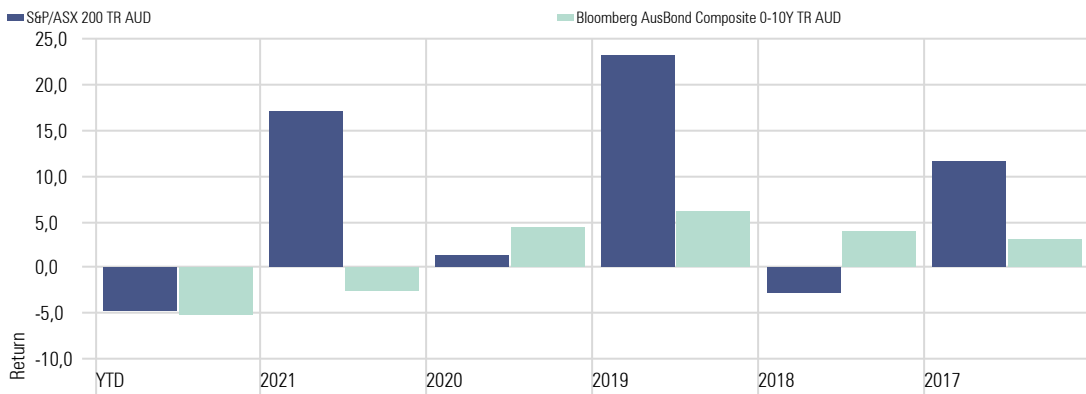
Top Holdings - Magwitch AUD Balanced

Company	Portfolio Weighting %
BHP Group Ltd	4,02
Goodman Group	3,29
Commonwealth Bank of Australia	3,23
CSL Ltd	2,67
National Australia Bank Ltd	1,85
Australia (Commonwealth of) 4.25%	1,48
Scentre Group	1,45
Australia (Commonwealth of) 3.25%	1,44
Westpac Banking Corp	1,42
Australia (Commonwealth of) 0.25%	1,38

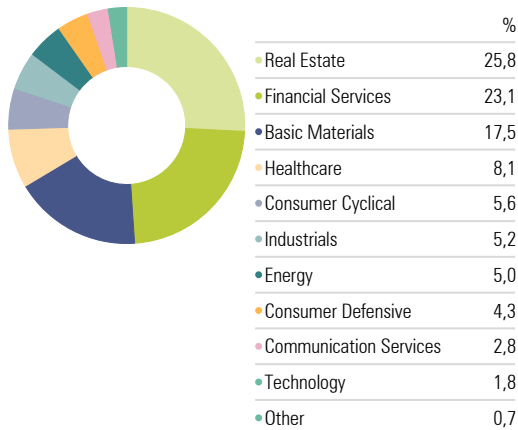
Trailing Returns

	YTD	1 Year	3 Years	5 Years
Magwitch AUD Balanced	-6,47%	-5,42%	1,55%	5,09%
S&P/ASX 200 TR AUD	-4,75%	-2,17%	4,27%	8,03%

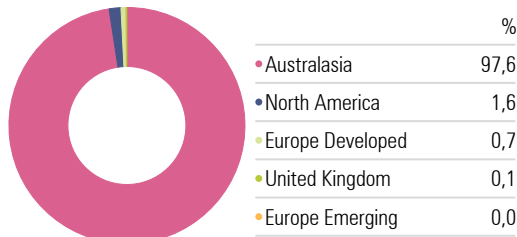
Asset Class Returns



Sector Exposure



Geographical Exposure



Asset Allocation

