

# USD Global Islamic Cautious Index ETF Tracker



December 2024

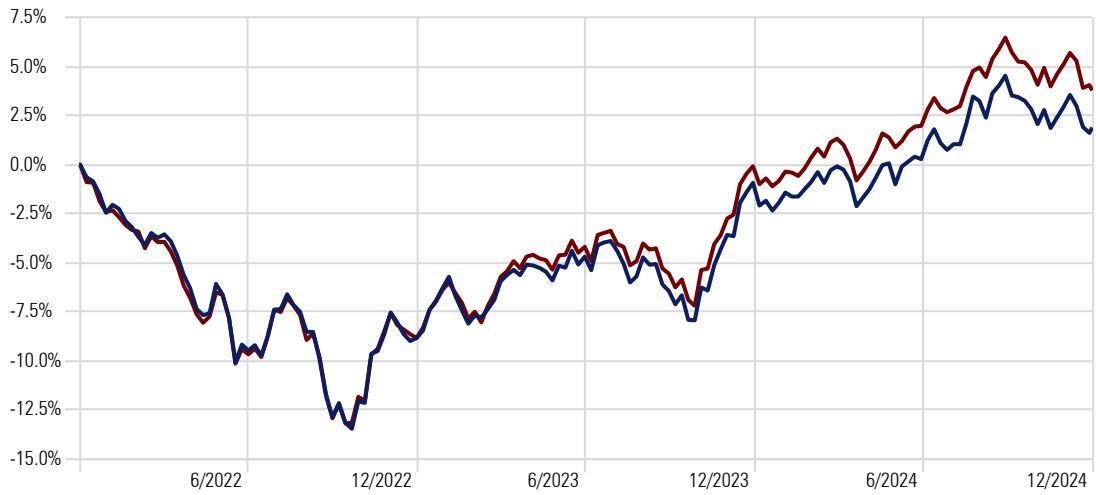
## Investment Strategy

The ETF portfolio managed by Magwitch Securities (Pty) Ltd, aims to replicate the performance of 25% MSCI ACWI Islamic Index and 75% Dow Jones Sukuk Index.

The portfolio holdings are a diversified group of Exchange Traded Funds from various Issuers. The objective is to achieve medium term capital growth through the exposure of the global equity markets and the bond market.

Returns & analysis below show the historical performance of current holdings after fees.  
AMC: 0.4%

## Investment Performance



— Magwitch Global Islamic Cautious USD

— 25% MSCI & 75% Dow Jones SUKUK

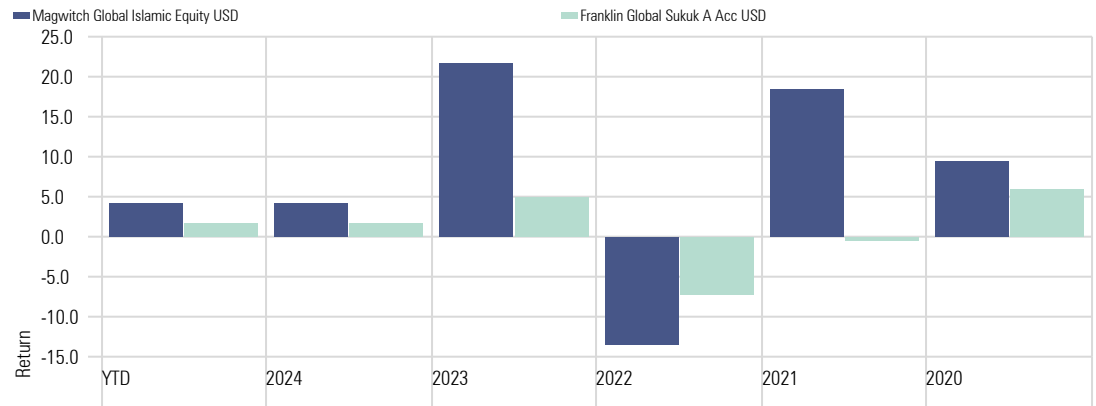
## Top Holdings

	Portfolio Weighting %
Microsoft Corp	3.89
KSA Sukuk Limited 5.25%	2.32
Saudi Electricity Sukuk Programme Co. 5.684%	2.10
KSA Sukuk Limited 4.274%	1.81
DP World Crescent Limited 5.5%	1.72
SA Global Sukuk Ltd. 2.694%	1.71
Tesla Inc	1.52
ROP Sukuk Trust 5.045%	1.45
AL Miyar Capital SA 4.244%	1.45
TMS Issuer S.a.r.l. 5.78%	1.36

## Trailing Returns

	YTD	1 Year	3 Years
Magwitch Global Islamic Cautious USD	2.85%	2.85%	0.63%
25% MSCI & 75% Dow Jones SUKUK	3.88%	3.88%	1.25%

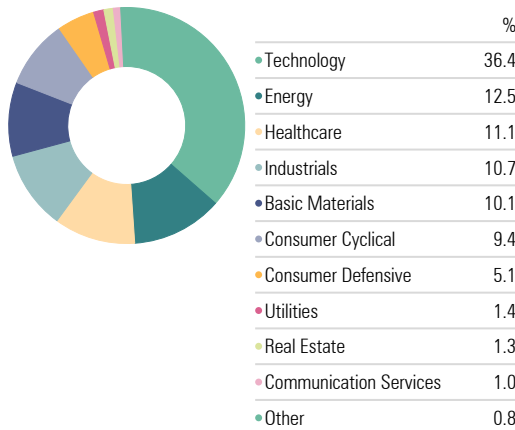
## Asset Class Returns



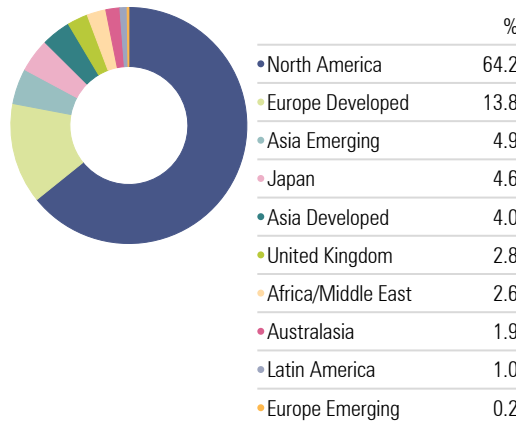
## Investment Strategy

Equity	
P/E Ratio	22.16
Dividend Yield	1.53%

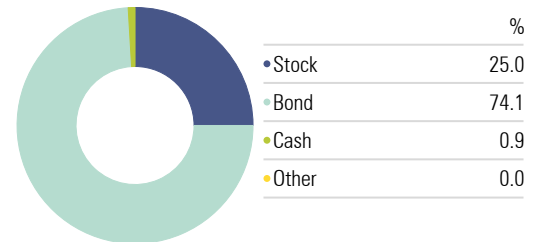
## Sector Exposure



## Geographical Exposure



## Asset Allocation



Disclaimer: Past performance is not necessarily a guide to future performance. The value of investments and the income from them may fall as well as rise and be affected by changes in exchange rates, and you may not get back the amount of your original investment. Magwitch Securities (Pty) Ltd does not offer investment advice or make any recommendations regarding the suitability of its product.