# EUR Diversified Bond Index ETF Tracker

**October 2026**

MAGWITCH OFFSHORE

## Investment Strategy

The ETF portfolio managed by Magwitch Securities (Pty) Ltd, has an asset allocation that would be categorised within the Morningstar Category - EUR Diversified Bond Allocation. The aim is to replicate the performance of the Category Index of 100% Bonds.

The portfolio holdings are a diversified group of Exchange Traded Funds from various Issuers. The objective is to achieve short term capital preservation & income through the exposure of the bond market.

Returns & analysis below show the historical performance of current holdings after fees.
AMC: 0.4%

## Investment Performance

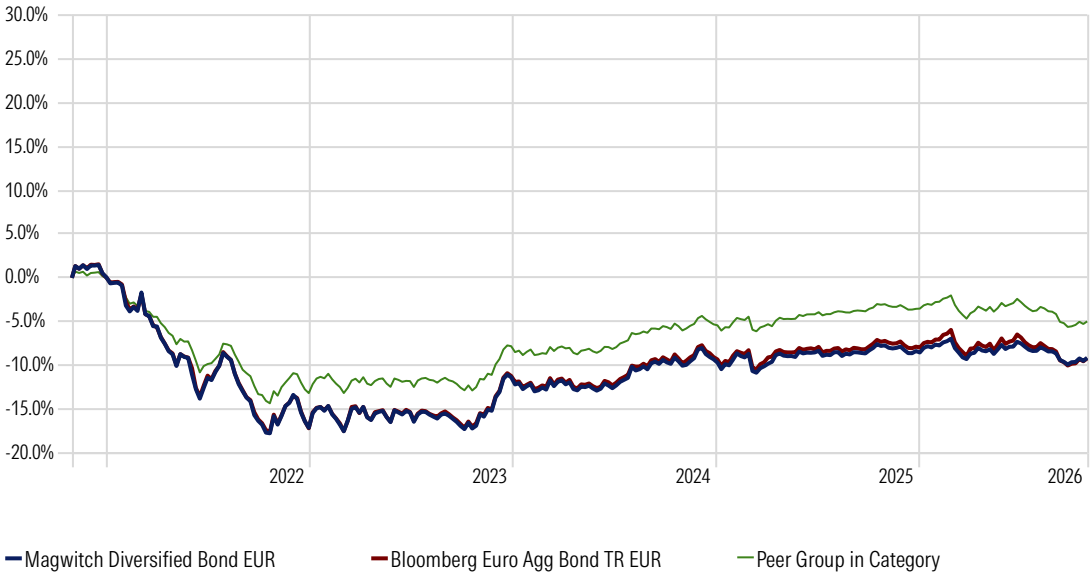


## Top Holdings

| | Portfolio Weighting % |
|---|---|
| France (Republic Of) 0.75% | 0.98 |
| France (Republic Of) 2.75% | 0.94 |
| France (Republic Of) 0.75% | 0.90 |
| France (Republic Of) 0.5% | 0.80 |
| France (Republic Of) 5.5% | 0.75 |
| France (Republic Of) 2.4% | 0.70 |
| France (Republic Of) 2.75% | 0.66 |
| France (Republic Of) 0.75% | 0.55 |
| Germany (Federal Republic Of) 0.5% | 0.50 |
| France (Republic Of) 2.4% | 0.46 |

## Portfolio Statistics

**Fixed Income**

| | |
|---|---|
| Effective Duration | 4.49 |
| Average Yield To Maturty | 3.81% |
| Investment Grade | 100% |

## Trailing Returns

| | YTD | 1 Year | 3 Years | 5 Years |
|---|---|---|---|---|
| Magwitch Diversified Bond EUR | -1.00% | -1.54% | 2.88% | -1.89% |
| Bloomberg Euro Agg Bond TR EUR | -1.58% | -2.14% | 2.77% | -1.91% |

## Asset Class Returns

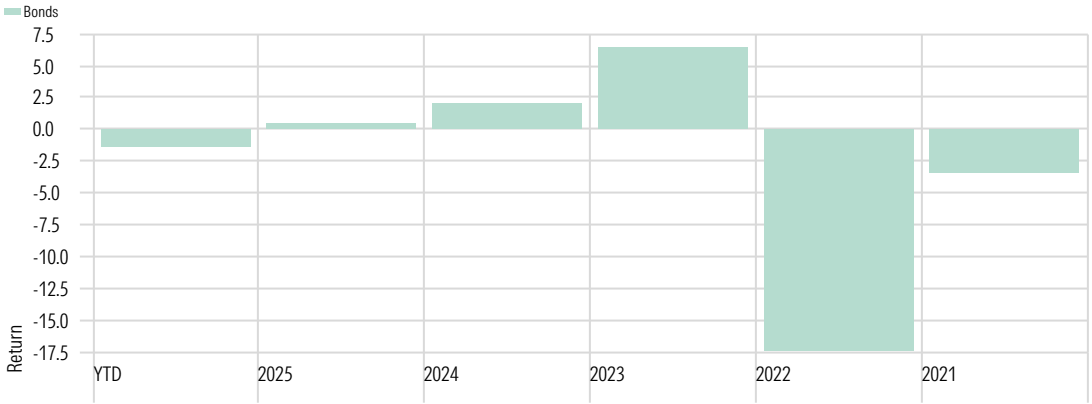


## Sector Exposure

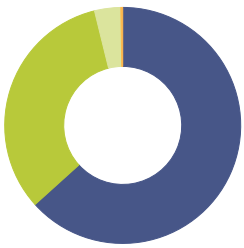

| | % |
|---|---|
| Government | 63.3 |
| Corporate | 32.8 |
| Securitized | 3.6 |
| Cash & Equivalents | 0.3 |
| Municipal | 0.0 |
| Derivative | 0.0 |

## Geographical Exposure

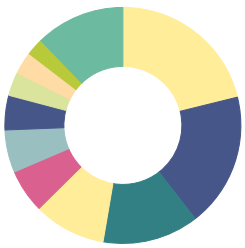

| | % |
|---|---|
| France | 21.1 |
| Germany | 18.4 |
| Italy | 13.2 |
| Spain | 9.9 |
| United States | 6.0 |
| Other Countries | 5.8 |
| Netherlands | 4.7 |
| Belgium | 3.2 |
| United Kingdom | 3.0 |
| Austria | 2.4 |
| Other | 12.2 |

## Asset Allocation



| | % |
|---|---|
| Stock | 0.0 |
| Bond | 99.7 |
| Cash | 0.3 |
| Other | 0.0 |

MORNINGSTAR®

Disclaimer: Past performance is not necessarily a guide to future performance. The value of investments and the income from them may fall as well as rise and be affected by changes in exchange rates, and you may not get back the amount of your original investment. Magwitch Securities (Pty) Ltd does not offer investment advice or make any recommendations regarding the suitability of its product.

Source: Morningstar Direct