# EUR Global Moderate Index ETF Tracker

**October 2026**

## Investment Strategy

The ETF Portfolio managed by Magwitch Securities (Pty) Ltd, has an asset allocation that would be categorised within the Morningstar Category - EUR Moderate Allocation.
The aim is to replicate the performance of the Category Index of 50% Bonds & 50% Equities.

The portfolio holdings are a diversified group of Exchange Traded Funds from various issuers. The objective is to achieve medium term capital growth through the exposure of the global equity markets and the bond markets.

Returns & analysis below show the historical performance of the current holdings after fees.
AMC 0.4%

## Investment Performance

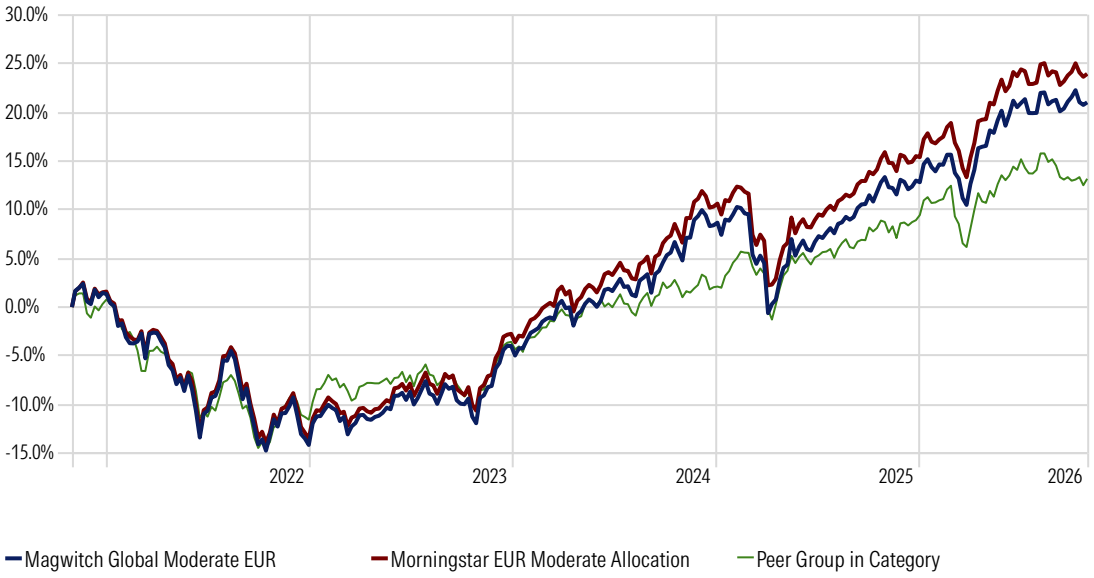


## Top Holdings

| | Portfolio Weighting % |
|---|---|
| NVIDIA Corp | 2.14 |
| Apple Inc | 2.08 |
| Microsoft Corp | 1.62 |
| Amazon.com Inc | 1.01 |
| Taiwan Semiconductor Manufacturing Co Ltd | 0.81 |
| Alphabet Inc Class A | 0.77 |
| Broadcom Inc | 0.68 |
| Meta Platforms Inc Class A | 0.62 |
| Alphabet Inc Class C | 0.62 |
| France (Republic Of) 0.75% | 0.49 |

## Portfolio Statistics

| | |
|---|---|
| **Fixed Income** | |
| Effective Duration | 4.49 |
| Average Yield To Maturity | 3.81% |
| Investment Grade % | 100% |
| **Equity** | |
| P/E Ratio | 20.40 |
| Dividend Yield | 1.16% |

## Trailing Returns

| | YTD | 1 Year | 3 Years | 5 Years |
|---|---|---|---|---|
| Magwitch Global Moderate EUR | 7.44% | 6.76% | 10.79% | 3.89% |
| Morningstar EUR Moderate Allocation | 7.52% | 6.93% | 11.23% | 4.39% |

## Asset Class Returns

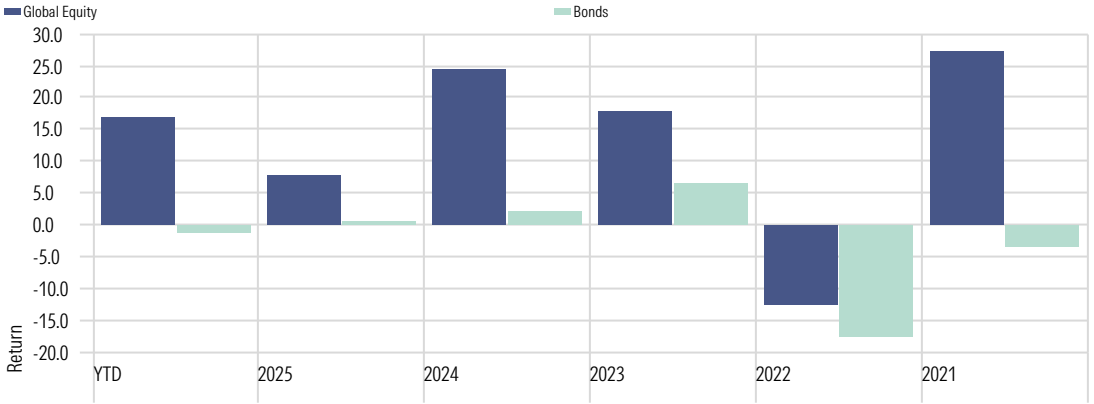


## Equity Sector Exposure

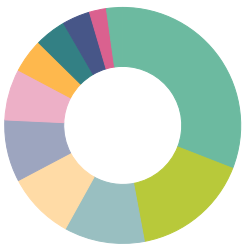

| | % |
|---|---|
| Technology | 30.9 |
| Financial Services | 16.1 |
| Industrials | 11.0 |
| Healthcare | 9.2 |
| Consumer Cyclical | 8.5 |
| Communication Services | 7.0 |
| Consumer Defensive | 4.6 |
| Energy | 4.3 |
| Basic Materials | 3.8 |
| Utilities | 2.3 |
| Other | 2.2 |

## Equity Geographical Exposure

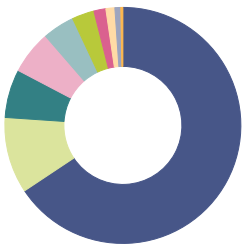

| | % |
|---|---|
| North America | 65.7 |
| Europe Developed | 10.4 |
| Asia Developed | 6.6 |
| Japan | 5.9 |
| Asia Emerging | 4.4 |
| United Kingdom | 3.0 |
| Australasia | 1.6 |
| Africa/Middle East | 1.2 |
| Latin America | 0.8 |
| Europe Emerging | 0.3 |

## Asset Allocation

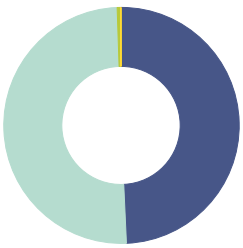

| | % |
|---|---|
| Stock | 49.3 |
| Bond | 50.2 |
| Cash | 0.5 |
| Other | 0.0 |

MORNINGSTAR®

Disclaimer: Past performance is not necessarily a guide to future performance. The value of investments and the income from them may fall as well as rise and be affected by changes in exchange rates, and you may not get back the amount of your original investment. Magwitch Securities (Pty) Ltd does not offer investment advice or make any recommendations regarding the suitability of its product.

Source: Morningstar Direct