# GBP Global Cautious Index Portfolio

OMI DFM Code: 9900204

October 2026

## Investment Strategy

The DFM portfolio managed by Magwitch Securities (Pty) Ltd, has an asset allocation that would be categorised within the Morningstar Category - GBP Cautious Allocation.

The aim is to replicate the performance of the Category Index of 75% Bonds & 25% Equities. The portfolio holdings are a diversified group of passive funds from various Issuers.

The objective is to achieve short to medium term capital preservation & growth through the exposure of the global equity markets and the bond market.

Returns & analysis below show the historical performance of current holdings after fees.
AMC: 0.4%

## Investment Performance

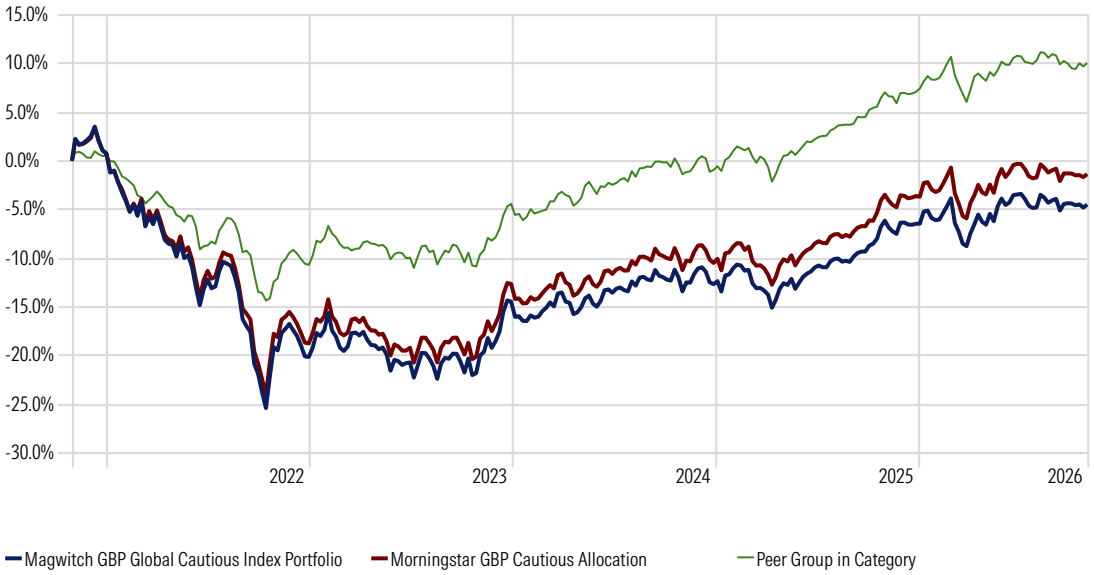


## Top Holdings

| | Portfolio Weighting % |
|---|---|
| United Kingdom of Great Britain and Northern Ireland 4.375% | 2.50 |
| United Kingdom of Great Britain and Northern Ireland 4.5% | 2.43 |
| United Kingdom of Great Britain and Northern Ireland 4.375% | 1.79 |
| United Kingdom of Great Britain and Northern Ireland 4.75% | 1.63 |
| United Kingdom of Great Britain and Northern Ireland 4.125% | 1.56 |
| United Kingdom of Great Britain and Northern Ireland 4.5% | 1.54 |
| United Kingdom of Great Britain and Northern Ireland 4.125% | 1.41 |
| United Kingdom of Great Britain and Northern Ireland 4.25% | 1.37 |
| United Kingdom of Great Britain and Northern Ireland 4% | 1.34 |
| NVIDIA Corp | 1.24 |

## Portfolio Statistics

| | |
|---|---|
| **Fixed Income** | |
| Effective Duration | 6.75 |
| Average Yield To Maturity | 5.48% |
| Investment Grade % | 100% |
| **Equity** | |
| P/E Ratio | 20.40 |
| Dividend Yield | 1.16% |

## Trailing Returns

| | YTD | 1 Year | 3 Years | 5 Years |
|---|---|---|---|---|
| Magwitch GBP Global Cautious Index Portfolio | 1.83 | 1.75 | 6.73 | -0.91 |
| Morningstar GBP Cautious Allocation | 2.15 | 2.19 | 7.10 | -0.27 |

## Asset Class Returns

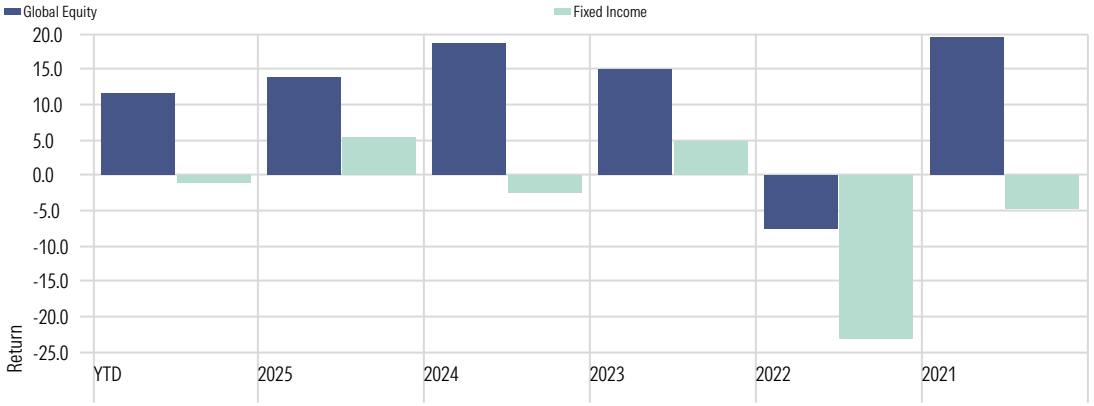


## Equity Sector Exposure

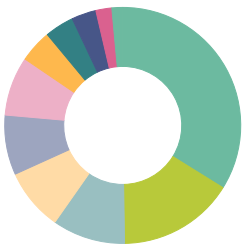

| | % |
|---|---|
| Technology | 33.8 |
| Financial Services | 15.9 |
| Industrials | 10.0 |
| Healthcare | 8.5 |
| Consumer Cyclical | 8.2 |
| Communication Services | 8.1 |
| Consumer Defensive | 4.5 |
| Energy | 4.0 |
| Basic Materials | 3.4 |
| Utilities | 2.2 |
| Other | 1.5 |

## Equity Geographical Exposure

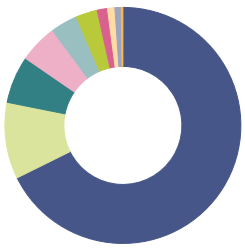

| | % |
|---|---|
| North America | 67.7 |
| Europe Developed | 10.5 |
| Asia Developed | 6.5 |
| Japan | 5.3 |
| Asia Emerging | 3.7 |
| United Kingdom | 3.0 |
| Australasia | 1.4 |
| Africa/Middle East | 1.0 |
| Latin America | 0.9 |
| Europe Emerging | 0.2 |

## Asset Allocation

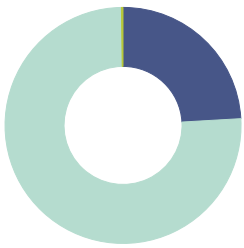

| | % |
|---|---|
| Stock | 24.1 |
| Bond | 75.7 |
| Cash | 0.2 |
| Other | 0.0 |

MORNINGSTAR®

Disclaimer: Past performance is not necessarily a guide to future performance. The value of investments and the income from them may fall as well as rise and be affected by changes in exchange rates, and you may not get back the amount of your original investment. Magwitch Securities (Pty) Ltd does not offer investment advice or make any recommendations regarding the suitability of its product.

Source: Morningstar Direct