GBP Global Moderate Index Portfolio

OMI DFM Code: 9900207

October 2026

MAGWITCH OFFSHORE

Investment Strategy

The DFM fund portfolio managed by Magwitch Securities (Pty) Ltd, has an asset allocation that would be categorised within the Morningstar Category - GBP Moderate Allocation.

The aim is to replicate the performance of the Category Index of 50% Bonds & 50% Equities. The portfolio holdings are a diversified group of passive funds from various Issuers.

The objective is to achieve medium term capital preservation & growth through the exposure of the global equity markets and the bond market.
Returns & analysis below show the historical performance of current holdings after fees.
AMC: 0.4%

Investment Performance

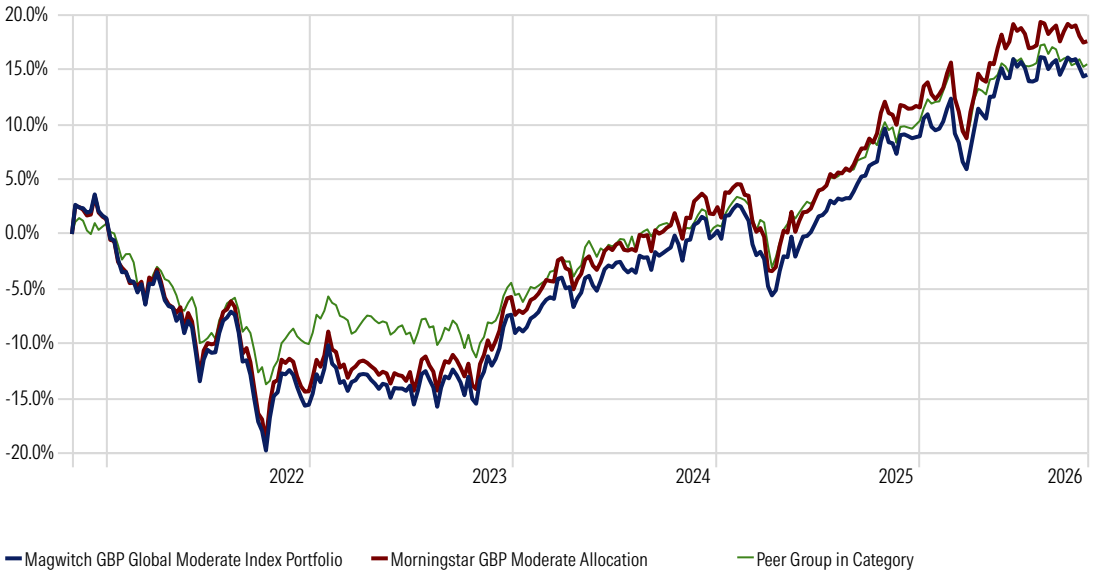

Top Holdings

	Portfolio Weighting %
NVIDIA Corp	2.51
Apple Inc	2.34
Microsoft Corp	1.73
United Kingdom of Great Britain and Northern Ireland 4.375%	1.68
United Kingdom of Great Britain and Northern Ireland 4.5%	1.64
United Kingdom of Great Britain and Northern Ireland 4.375%	1.20
Amazon.com Inc	1.15
United Kingdom of Great Britain and Northern Ireland 4.75%	1.10
United Kingdom of Great Britain and Northern Ireland 4.125%	1.05
United Kingdom of Great Britain and Northern Ireland 4.5%	1.04

Portfolio Statistics

Fixed Income	
Effective Duration	6.75
Average Yield To Maturity	5.48%
Investment Grade %	100%
Equity	
P/E Ratio	20.40
Dividend Yield	1.16%

Trailing Returns

	YTD	1 Year	3 Years	5 Years
Magwitch GBP Global Moderate Index Portfolio	5.00	4.48	10.44	2.75
Morningstar GBP Moderate Allocation	5.29	4.92	10.78	3.29

Asset Class Returns

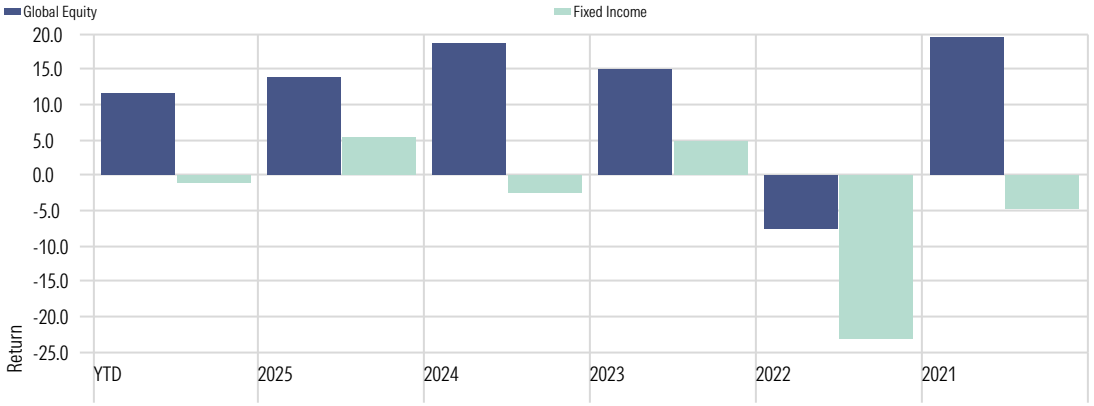

Equity Sector Exposure

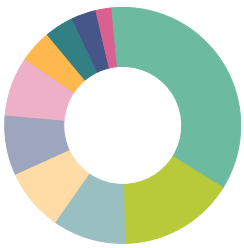

	%
Technology	33.8
Financial Services	15.9
Industrials	10.0
Healthcare	8.5
Consumer Cyclical	8.2
Communication Services	8.1
Consumer Defensive	4.5
Energy	4.0
Basic Materials	3.4
Utilities	2.2
Other	1.5

Equity Geographical Exposure

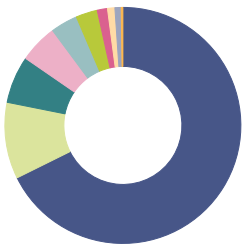

	%
North America	67.7
Europe Developed	10.5
Asia Developed	6.5
Japan	5.3
Asia Emerging	3.7
United Kingdom	3.0
Australasia	1.4
Africa/Middle East	1.0
Latin America	0.9
Europe Emerging	0.2

Asset Allocation

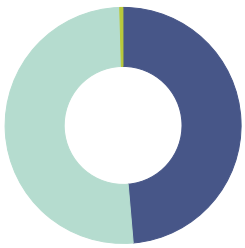

	%
Stock	48.6
Bond	50.9
Cash	0.4
Other	0.0

MORNINGSTAR®

Disclaimer: Past performance is not necessarily a guide to future performance. The value of investments and the income from them may fall as well as rise and be affected by changes in exchange rates, and you may not get back the amount of your original investment. Magwitch Securities (Pty) Ltd does not offer investment advice or make any recommendations regarding the suitability of its product.

Source: Morningstar Direct