USD Global Islamic Equity Index ETF Tracker

October 2026

MAGWITCH OFFSHORE

Investment Strategy

The ETF portfolio managed by Magwitch Securities (Pty) Ltd, aims to replicate the performance of the MSCI ACWI Islamic Index of 100% Equities.

The portfolio holdings are a diversified group of Exchange Traded Funds from various Issuers. The objective is to achieve long term capital growth through the exposure of the global equity markets.

Returns & analysis below show the historical performance of current holdings after fees.
AMC: 0.4%

Investment Performance



Top Holdings

	Portfolio Weighting %
Microsoft Corp	12.65
Tesla Inc	3.93
Micron Technology Inc	3.43
Advanced Micro Devices Inc	2.83
ExxonMobil Holdings Corp	2.67
Johnson & Johnson	2.26
ASML Holding NV	2.10
SK hynix Inc	1.56
Chevron Corp	1.49
Samsung Electronics Co Ltd	1.48

Portfolio Statistics

Equity

P/E Ratio	27.23
Dividend Yield	0.99%

Trailing Returns

	YTD	1 Year	3 Years	5 Years
Magwitch Global Islamic Equity USD	20.95	22.66	20.63	10.96
MSCI ACWI Islamic GR USD	21.74	22.55	21.07	11.46

Asset Class Returns

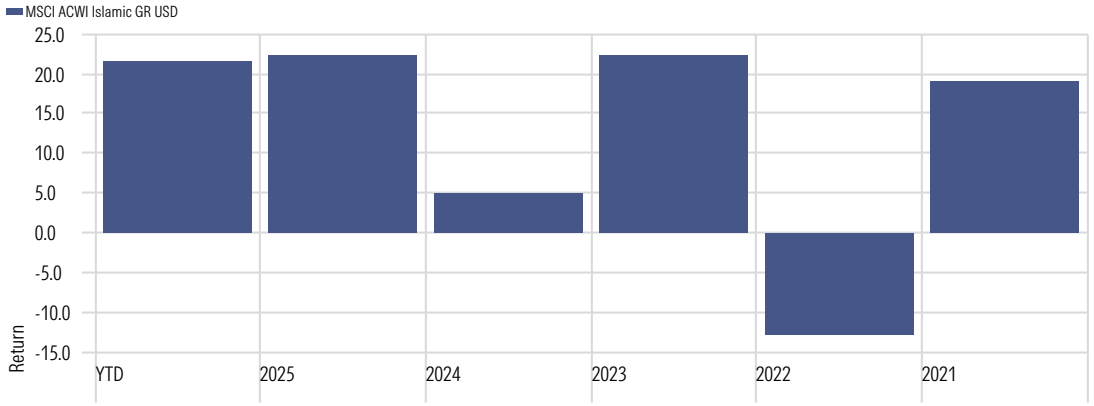

Sector Exposure

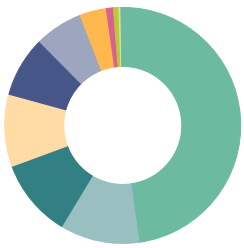

	%
Technology	47.8
Industrials	10.9
Energy	10.7
Healthcare	9.9
Basic Materials	8.3
Consumer Cyclical	6.6
Consumer Defensive	3.6
Utilities	1.0
Financial Services	0.8
Real Estate	0.3
Other	0.2

Geographical Exposure

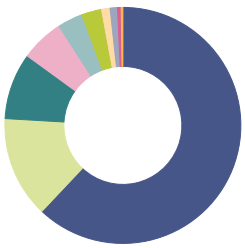

	%
North America	62.0
Europe Developed	13.9
Asia Developed	9.1
Japan	5.9
Asia Emerging	3.5
United Kingdom	2.7
Africa/Middle East	1.2
Latin America	1.0
Australasia	0.5
Europe Emerging	0.2

Asset Allocation

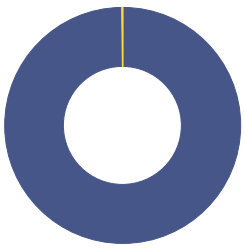

	%
Stock	99.8
Bond	0.0
Cash	0.0
Other	0.2

MORNINGSTAR®

Disclaimer: Past performance is not necessarily a guide to future performance. The value of investments and the income from them may fall as well as rise and be affected by changes in exchange rates, and you may not get back the amount of your original investment. Magwitch Securities (Pty) Ltd does not offer investment advice or make any recommendations regarding the suitability of its product.

Source: Morningstar Direct