USD Global Islamic Growth Index ETF Tracker

October 2026

MAGWITCH OFFSHORE

Investment Strategy

The ETF portfolio managed by Magwitch Securities (Pty) Ltd, aims to replicate the performance of 75% MSCI ACWI Islamic Index and 25% Dow Jones Sukuk Index.

The portfolio holdings are a diversified group of Exchange Traded Funds from various Issuers. The objective is to achieve medium to long term capital growth through the exposure of the global equity markets and the bond market.

Returns & analysis below show the historical performance of current holdings after fees.
AMC: 0.4%

Investment Performance



Top Holdings

	Portfolio Weighting %
Microsoft Corp	9.37
Tesla Inc	2.91
Micron Technology Inc	2.54
Advanced Micro Devices Inc	2.09
ExxonMobil Holdings Corp	1.98
Johnson & Johnson	1.67
ASML Holding NV	1.56
SK hynix Inc	1.16
Chevron Corp	1.11
Samsung Electronics Co Ltd	1.10

Portfolio Statistics

Equity

P/E Ratio	27.23
Dividend Yield	0.99%

Trailing Returns

	YTD	1 Year	3 Years
Magwitch Global Islamic Growth USD	15.17%	16.43%	16.42%
75% MSCI & 25% DJ SUKUK	16.17%	16.86%	17.15%

Asset Class Returns

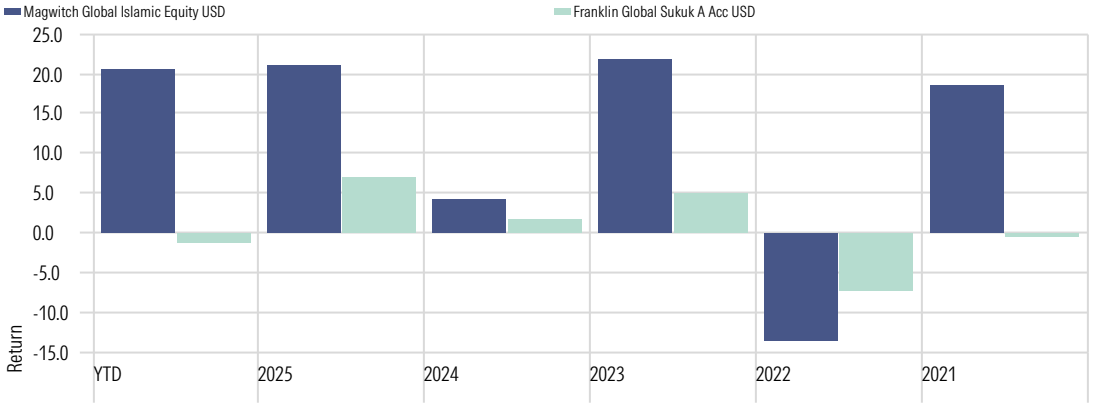

Sector Exposure

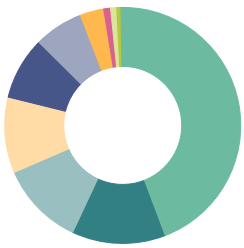

	%
Technology	44.3
Energy	12.7
Industrials	11.5
Healthcare	10.4
Basic Materials	8.6
Consumer Cyclical	6.7
Consumer Defensive	3.2
Utilities	0.9
Real Estate	0.8
Financial Services	0.6
Other	0.2

Geographical Exposure

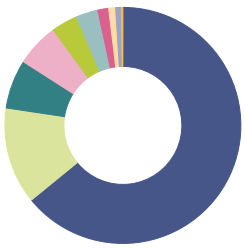

	%
North America	64.1
Europe Developed	13.3
Asia Developed	6.7
Japan	5.9
United Kingdom	3.6
Asia Emerging	3.0
Australasia	1.5
Africa/Middle East	0.9
Latin America	0.8
Europe Emerging	0.2

Asset Allocation

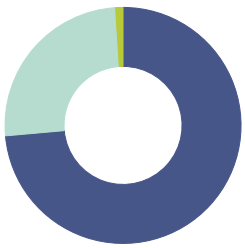

	%
Stock	73.6
Bond	25.4
Cash	1.0
Other	0.0

MORNINGSTAR®

Disclaimer: Past performance is not necessarily a guide to future performance. The value of investments and the income from them may fall as well as rise and be affected by changes in exchange rates, and you may not get back the amount of your original investment. Magwitch Securities (Pty) Ltd does not offer investment advice or make any recommendations regarding the suitability of its product.

Source: Morningstar Direct